


WAVEBAR[®]

FLEXIBLE NOISE BARRIER



The easy way to reduce noise through walls, floors and buildings near airports; as strip curtains, soft machine enclosures and truck mats; and for muffling explosions and noisy equipment such as jack hammers, drill rigs and pile drivers.

Get sound advice from Soundguard





Wavebar in roofs shuts out overhead aircraft noise



In walls, even heavy traffic noises won't penetrate



Drape to muffle explosions, drill rigs, pile drivers and jack hammers



Makes excellent soft enclosures for machines and fans

Wavebar

It's common practice in today's office buildings to install acoustic barriers in the ceiling plenum to stop noise transmission from one office to another, via the cavity in the ceiling space.

A typical and more expensive method is using the stud and plaster-board wall. The ceiling cavity is not an easy space to work in and is normally cluttered with pipes, ducts, light fittings and ceiling support metal work. It's very difficult to get 100% seal.

Made of a special barium-loaded vinyl material, Wavebar is very flexible and easy to install even in and around awkward places — or drape — or join into mats and enclosures — to greatly reduce noise transmission.

A variant, Wavebar Quadzero, is manufactured with an aluminium finish.

Features and benefits

Wavebar...

- is easy to cut and fabricate around pipe penetrations, ducting and cabling
- boasts high tensile strength
- is highly resistant to tearing
- is highly chemically resistant to oils, alkalis and acids
- enables unusually long vertical drops, providing an economical noise-barrier system even where space is limited
- comes in weights of 2, 4, 6, 8 and 10 kg/m²
- in its Wavebar Quadzero variant, is suited to joining with aluminium-reinforced tape which can eliminate the need to use adhesives or mechanical fastening.

Applications

Wavebar is ideal for:

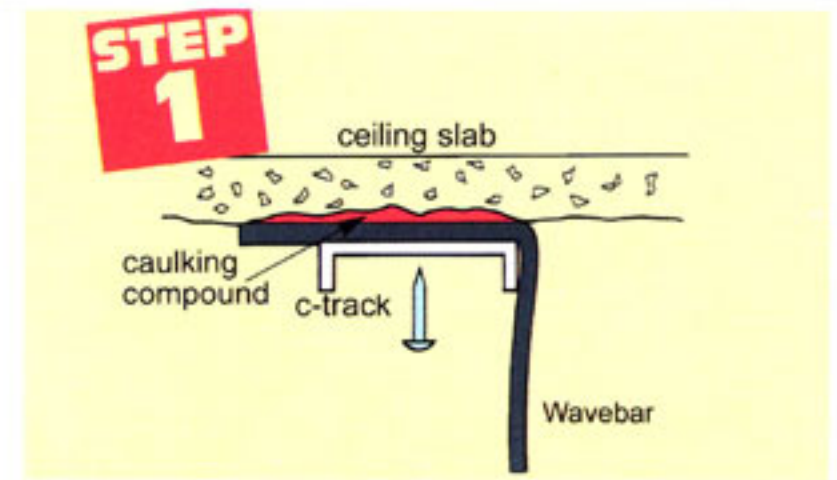
- shutting traffic and aircraft noises out of offices and homes
- portable screens
- use in partitioning
- under floor
- above false ceilings
- soft enclosures for fans and machines
- strip curtains
- use as a sound barrier against the noise of jack hammers, drill rigs, blasting and pile drivers.
- truck and bob-cat mats.

DID YOU KNOW ?

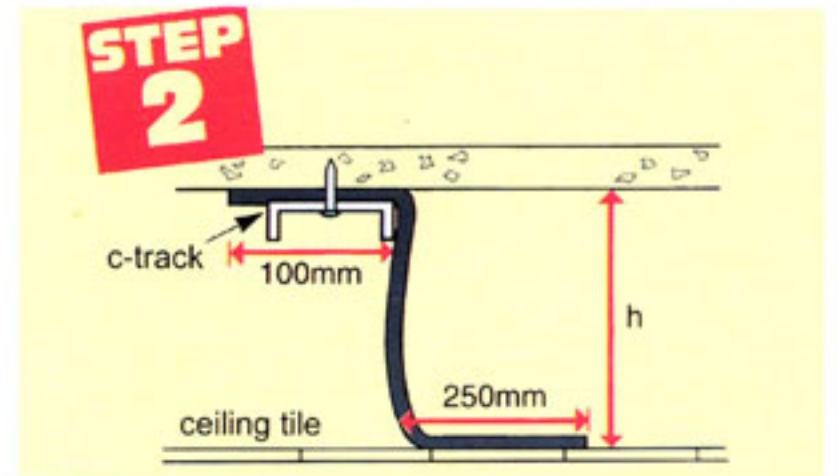
That Wavebar, Soundguard's flexible noise barrier is in use in Sydney's Opera House, Velodrome, and is installed in 80% of the residential roofs under the Government's SANIP (Sydney Airport Noise Insulation Project) program.

Installation Above Partitions

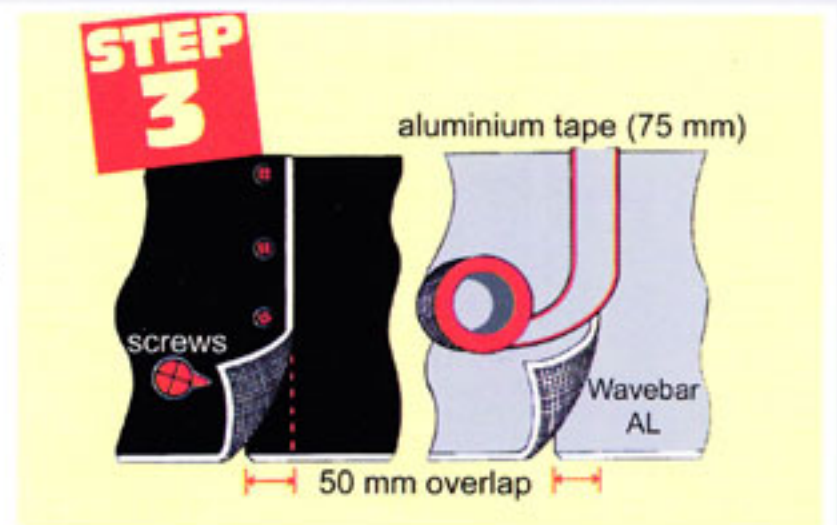
Assess the area where the Wavebar is to be fixed. Make sure the ceiling slab is level when fixing the C-track or timber batten. If the slab is not level, fill the area with a caulking compound.




Cut Wavebar to fit. To do this, first measure the height between the ceiling and the ceiling slab (h). Add the width of the C-track or batten and add a minimum of 250 mm for the ceiling overlap. Thus, in the schematic, the length (L) you would need to cut is given by $L = h + 100 + 250$.



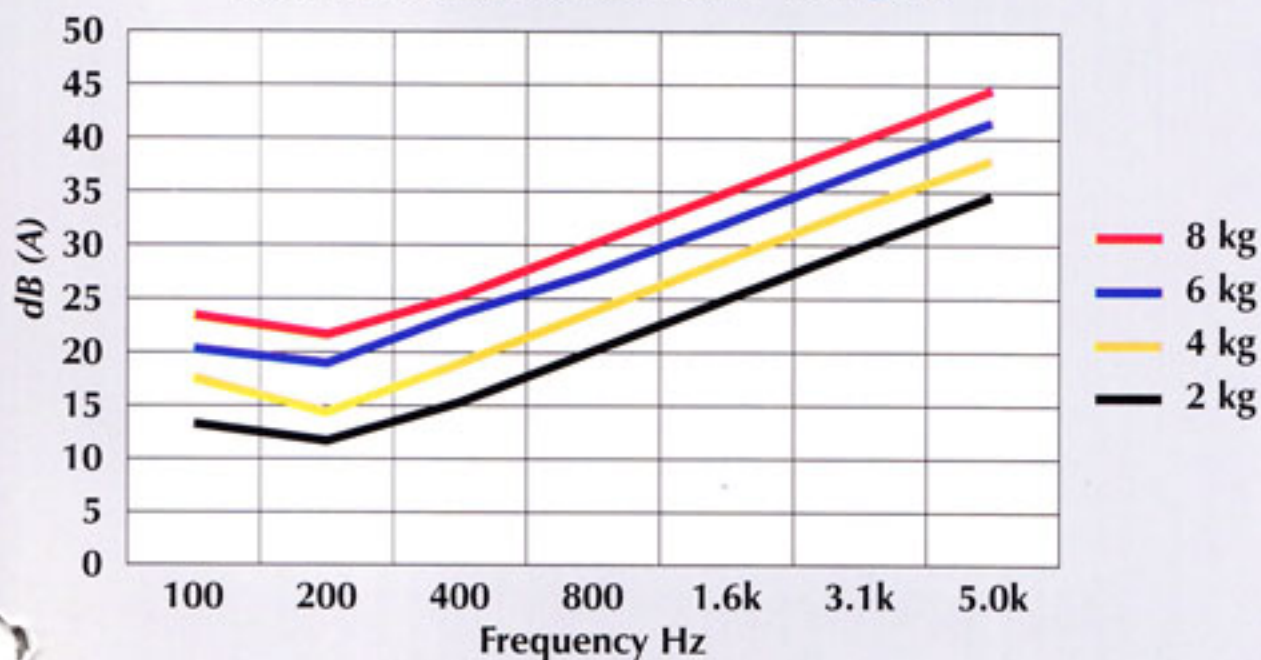
At joins, overlap Wavebar at least 50 mm. Join the overlap with screws at 100 mm intervals. Alternatively, if using Wavebar Quadzero, use 75 mm wide reinforcing tape to join the overlap down the full length of the drape.



For pipe, cable and ducting, measure and mark out the appropriate diameters or other dimensions and make incisions in the Wavebar to allow the obstructions to pass through. Using Wavebar Quadzero for this work is recommended because of its ease of taping.



Sound Transmission Loss – AS1276



Specifications

Weight	Rw	CAC	Roll Lengths	Thickness
8	30 (-1:-3)	50	5 m	3.5mm
6	29 (0:-3)	-	5 m	2.5mm
4	26 (-1:-3)	48	5m & 10m	2.0mm
2	21 (-1:-3)	44	10m	1.6mm

• CAC for No Wavebar ie. ceiling tiles only = 35*

• All roll widths are 1380mm (nominal)

• Maximum operating temperature = 120°C

• Flammability = "Four Zeros" tested to AS 1530.3 (1999)

• Dimensional Tolerance = +/-5%

* CAC=Ceiling Attenuation Class
* Based on Armstrong P/L ceiling tiles
(test reports available on request)

DID YOU KNOW ?

that if water can pass through an opening, so can noise.

Product Specification

Construction:	100% polyester fabric, barium impregnated loaded vinyl
Weights:	2, 4, 6, 8 and 10 kg/m ²
Roll widths:	1380 mm (untrimmed) 1350mm (trimmed)
Roll lengths:	(6 kg & 8 kg = 5 m in length) (2 kg & 4 kg = 5m or 10 m in length)
Roll weights:	All rolls exceed 30 kg and must be handled by at least two people
Specific gravity:	2.2 g/cm ³
Flammability:	Foil faced Wavebar Quadzero meets the "Four Zero" early fire hazard index laid down in AS 1530.3 (1999) — Simultaneous determination of ignitability, flame propagation, heat release and smoke release, which is a requirement under the Australian Building Code.
Sound transmission loss:	4kg achieves STC 26 8kg achieves STC 30 in a single flexible layer as determined by independent tests conducted to AS1191 Acoustics — method for the laboratory measurement air-borne sound transmission loss of building partitions by National Acoustic Laboratories.
Maximum recommended operating temperature:	120°C

WARRANTY: The goods are warranted by the manufacturer against defective workmanship and materials. Its obligations pursuant to this express warranty being limited to the repair or replacement of the defective goods or materials as its option. Services supplied by the company are expressly warranted to be rendered with due care and skill. To the extent permitted by law, all implied conditions and warranties, other than those implied by the Trade Practices Act, are expressly excluded.

DISCLAIMER: The information presented herein is supplied in good faith and to the best of our knowledge was accurate at the time of publication. Users are advised to make their own determination as to the suitability of this information in relation to their particular purpose and specific requirement. Subject to conditions in Sec.68A of the Trade Practices Act, applying in Australia, our liability is expressly limited to the replacement of defective goods. We shall not be liable for incidental or consequential damages, directly or indirectly sustained, nor for any loss caused by application of these goods not in accordance with written advice.

NOTES: Specifications are subject to change without notice.

The data listed in this data sheet are typical or average values based on tests conducted by independent laboratories or by the manufacturer. They are indicative only of the results obtained in such tests and should not be considered as guaranteed maximums or minimums. Materials must be tested under actual service to determine their suitability for a particular purpose.

The conclusions drawn from acoustic test results are as interpreted in writing by qualified independent testing authorities. Even so always seek the opinion of your own acoustic engineer as to the meaning of any data presented by the manufacturer as it is applied to any given project or use.

COPYRIGHT © 2006 All rights reserved. No content or part thereof this brochure may be reproduced or transmitted in any form or by any means with out the written permission of Pyrotek P/L.